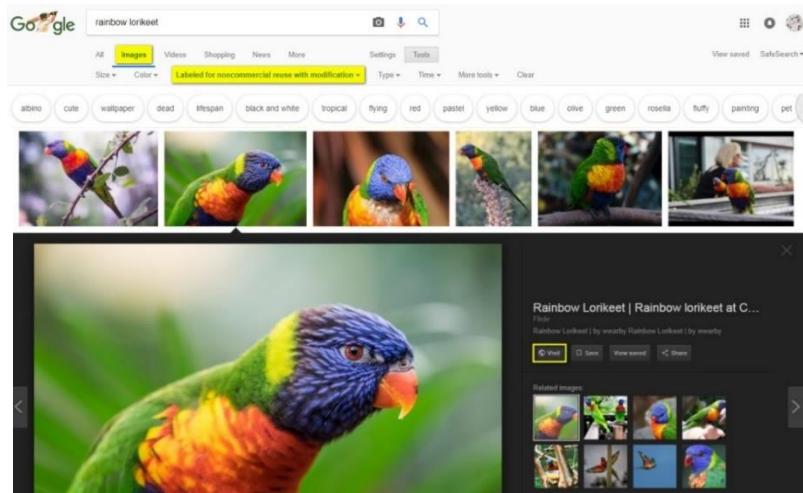


## Searching for and attributing sources of digital media (images, audio & video)

### 1. Search for non-copyright digital media:

Many websites provide media which can be searched using a **license filter**, such as YouTube, SoundCloud and Google Image search. **E.g.:**


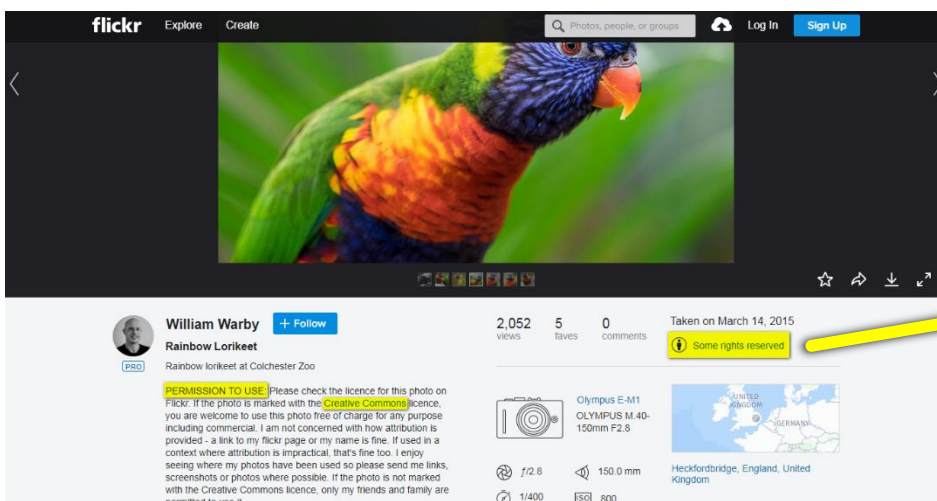
- In a Google Image search click **Tools**, then select **'Labelled for non-commercial reuse with modification'** in the **'Usage Rights'** dropdown.
- Click **'Visit'** to see the media file in its **original webpage** (in this case, Flickr).



### 2. Find the **title, author and copyright license information\*** for the media file – look for phrases and symbols such as:

- **Public domain (CC0)**
- **Creative Commons license (e.g. CC BY 2.0)**
- **Some rights reserved**
- **Copyright symbol © or Creative Commons symbols e.g.**

\*This information is in a different place on each website – you may need to investigate to find it!



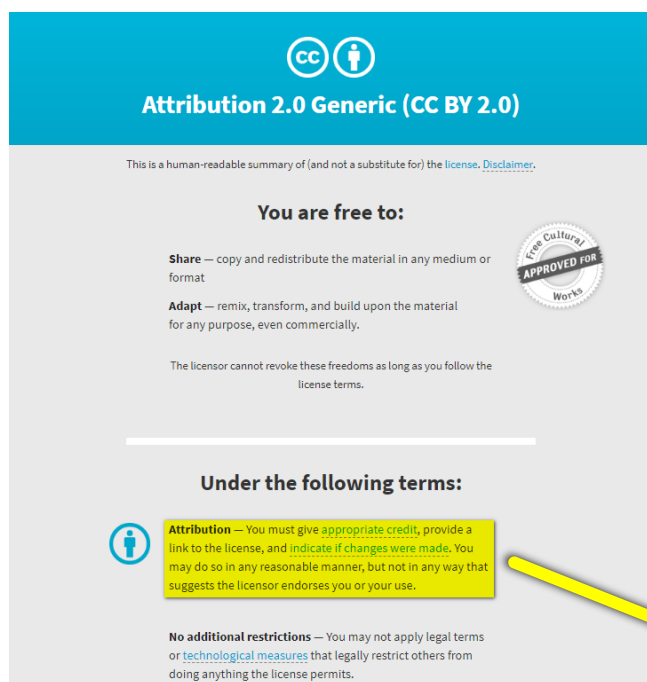
3. **Create your attribution** close to where you have used your media, or in your bibliography or reference list at the end.

**As a minimum**, your attribution should name the media file's **title, author and copyright license**.

- **Copyright media** must have an attribution and a link to the original media provided next to where it has been used in your schoolwork. **Copyright media may only be used for your schoolwork, not for personal or commercial purposes (such as entering a competition).**
- **Public domain and CCO licensed media** needs no attribution.
- For **other Creative Commons licenses**, follow the instructions given by the creator.

*In this case (Creative Commons license):*

- Credit the creator
- Provide a link to the license description on the Creative Commons website
- Indicate if changes were made
- Provide a link to the original image



**Title:** Rainbow Lorikeet  
**Creator:** [William Warby](#)  
**Licensed for use under** [CC BY 2.0 license](#)

### Top tip for finding images, audio & video online!

Here are some **useful sites** to find collections of **Public Domain** and **Creative Commons** media:

- [Creative Commons search](#) (all media)
- [Wikimedia Commons](#) (all media)
- [Flickr](#) (images)
- [Pixabay](#) (images)
- [Incompetech](#) (audio)



Remember, for **Public Domain (or CC0)** media you do not need to provide any attribution or reference, so looking for this type of media first can sometimes be the easiest way to go!